

# Walkway Covers

## Post Supported



A.



B.



C.

### FEATURES

- Pre-engineered
- Wall mounted or free standing
- Extruded
- High wind and snow load design
- Long spans
- Internal drainage
- Extruded aluminum structural supports
- Custom colors
- Custom fascias
- All aluminum—no rusting



D.

## EXTRUDED WALKWAY CANOPY

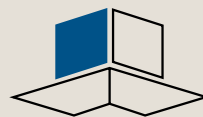
Post supported walkway covers by Mapes Architectural Canopies provide a pre-engineered economical alternative for both free standing and wall mounted applications. The all extruded Super Lumideck is designed to meet local building codes for snow and wind load. Free spans up to 20' can provide a high strength protective cover with a minimum of support structure.

### APPLICATIONS

- Walkway Covers
- Retail Branding
- Office Buildings
- Bus Shelters
- Equipment Protection
- ADA Access Doors
- Schools
- Environment Containment

For design and budget information, please visit  
[mapes.com/superlumideck\\_post](http://mapes.com/superlumideck_post)

A. Bear Creek Elementary    C. State Lab  
B. International Truck      D. Royalton Fire Station



**mapes**  
ARCHITECTURAL CANOPIES


Mapes Canopies, LLC  
7748 North 56th Street / Lincoln, NE 68514  
888-273-1132 / 877-455-6572 fax  
[canopy@mapes.com](mailto:canopy@mapes.com) / [www.mapescanopies.com](http://www.mapescanopies.com)

# Walkway Covers


Ace Hardware



## WALKWAY COVER OPTIONS

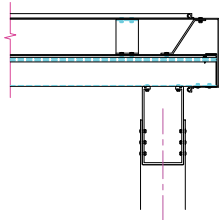


Free Standing

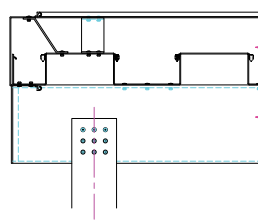


Wall Mount

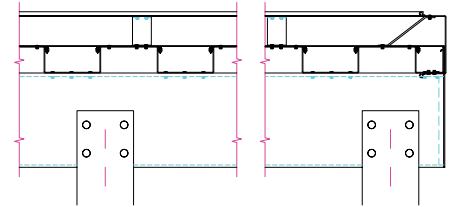
## SECTION DETAIL



4" x 7" Beam

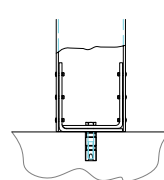
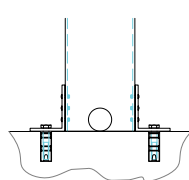
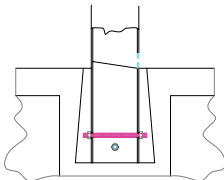


4" x 4" Post

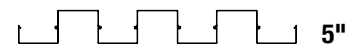


Available for High Load and High Span Applications

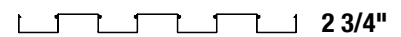
## POST ATTACHMENT DETAILS



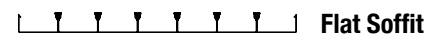
## DECK OPTIONS



5"



2 3/4"

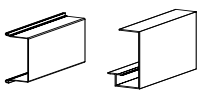


Flat Soffit

## FASCIA OPTIONS

Standard

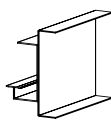
Premium



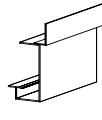
6"



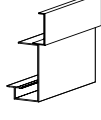
J



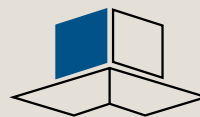
C



J3



J4



**mapes**  
ARCHITECTURAL CANOPIES

Mapes Canopies, LLC  
7748 North 56th Street / Lincoln, NE 68514  
888-273-1132 / 877-455-6572 fax  
canopy@mapes.com / www.mapescanopies.com

For more details, please visit [mapes.com/superlumideck\\_post](http://mapes.com/superlumideck_post)